

## ↳ How to Install Extension

Once you placed the order you will receive link to download extension package in your email box.

You can also download extension package from your MyAccount > My Downloadable Products Section.

### Step 1

Extract downloaded extension package in your magento root folder using FTP(File Transfer Protocol) Tools. For verification of root folder you can see some folders inside magento root folder like app,bin,lib,phpserver and vendor etc.

### Step 2

Next Need to run some mageno commands to install extension in your system , so connect with your server via SSH and go to magento root folder (e.g : cd /var/www/html/magento243) and run below commands one by one.

- php bin/magento setup:upgrade
- php bin/magento setup:static-content:deploy-f
- php bin/magento indexer:reindex
- php bin/magento cache:clean
- php bin/magento cache:flush
- chmod-R 777 var/ pub/ generated/

### Step 3

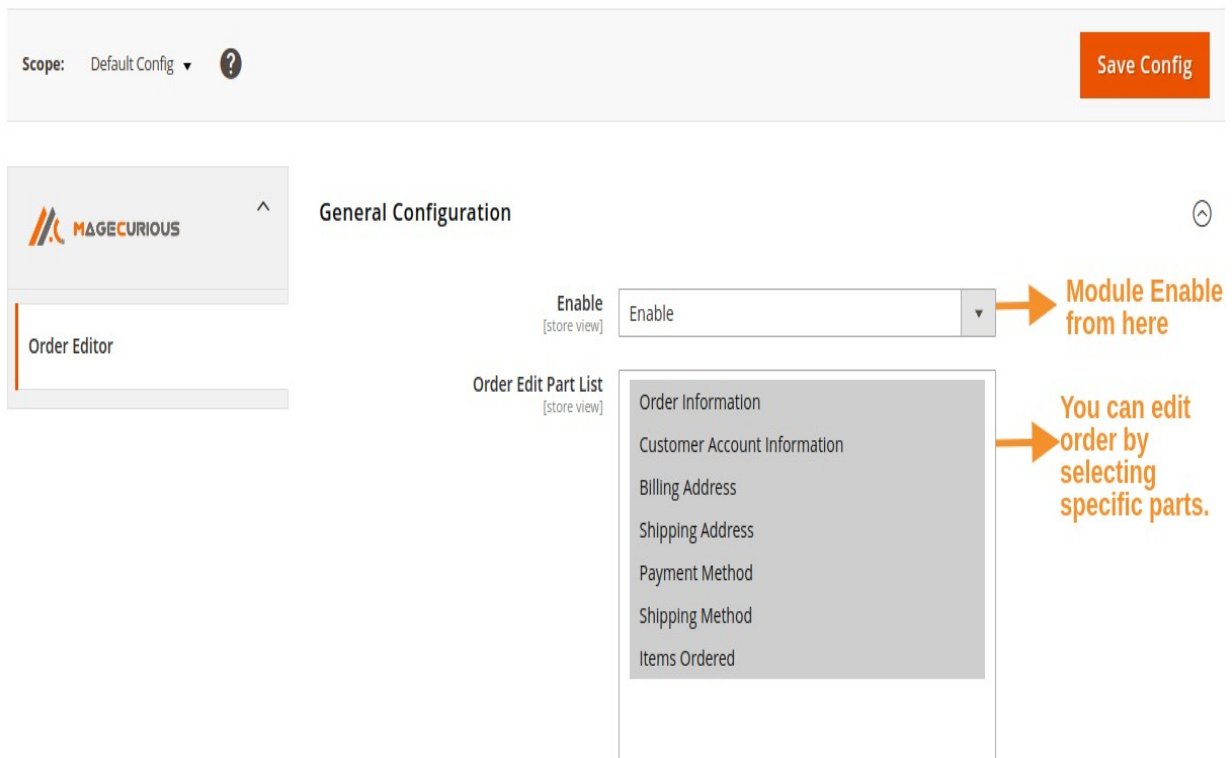
if your all commands run successfully than login to your system Admin Panel and goto Store > Configuration , if you will see new Tab in left side bar with MageCurious Logo it means extension installed successfully.

**Hey !! You Installed Extension Successfully Now it's time to Configure Extension.**

## ↳ How to Configure Extension

### Step 1

To Configure Extension go to **Stores -> Configuration -> MageCurious Tab -> Order Editor**



The screenshot shows the configuration interface for the MageCurious extension. At the top, there is a 'Scope' dropdown set to 'Default Config' and a 'Save Config' button. Below this, the 'General Configuration' section is active, showing the 'Order Editor' module. The 'Enable' dropdown is set to 'Enable', with an orange arrow pointing to it and the text 'Module Enable from here'. Below the 'Enable' dropdown is the 'Order Edit Part List' section, which contains a list of parts: 'Order Information', 'Customer Account Information', 'Billing Address', 'Shipping Address', 'Payment Method', 'Shipping Method', and 'Items Ordered'. An orange arrow points to this list with the text 'You can edit order by selecting specific parts.'

### Step 2

#### In General Configuration:

**Enabled:** Select Enable to turn on order editor module.

**Order Edit Part List :** You can select specific parts for the order editor.

The part list can found in below screenshot.

#000000014

Order Editor

[← Back](#)
[Login as Customer](#)
[Cancel](#)
[Send Email](#)
[Hold](#)
[Invoice](#)
[Ship](#)
[Reorder](#)
[Edit](#)

- ORDER VIEW
- Information
- Invoices
- Credit Memos
- Shipments
- Comments History

**Order Information Part**  
Order & Account Information

Order # 000000014 (The order confirmation email is not sent) [Edit Part](#)

Order Date: Jan 2, 2023, 3:51:58 AM  
 Order Status: Pending  
 Purchased From: Main Website  
 Main Website Store  
 Default Store View  
 Placed from IP: 127.0.0.1

**Customer Account Information Part**

Account Information [Edit Customer](#)

[Edit Part](#)  
 Customer Name: Veronica Costello  
 Email: ronj\_cost@example.com  
 Customer Group: General

**Billing Address Part**

Address Information

Billing Address [Edit](#) [Edit Part](#)

Veronica Costello  
 6146 Honey Bluff Parkway  
 Calder, Michigan, 49628-7978  
 United States  
 T: (555) 229-3326

**Shipping Address Part**

Shipping Address [Edit](#) [Edit Part](#)

Veronica Costello  
 6146 Honey Bluff Parkway  
 Calder, Michigan, 49628-7978  
 United States  
 T: (555) 229-3326

**i** Order shipping method is automatically calculated based on shipping address and order items, so if you change order items or shipping address, you will need to recalculate shipping price, then edit Shipping & Handling Information.

**Payment Method Part**

Payment & Shipping Method

Payment Information [Edit Part](#)

Bank Transfer Payment  
 The order was placed using USD.

Shipping & Handling Information [Edit Part](#)

Flat Rate - Fixed \$5.25  
**Shipping Method Part**

**Items Ordered Part**

Items Ordered [Edit Part](#)

Product	Item Status	Original Price	Price	Qty	Subtotal	Tax Amount	Tax Percent	Discount Amount	Row Total
Strive Shoulder Pack SKU: 24-MB04	Ordered	\$32.00	\$32.00	Ordered 1	\$32.00	\$2.64	8.25%	\$0.00	\$34.64

## ↳ Extension Features

On the view order page, Magento 2 only allows editing customer information and address information. The old order will automatically be canceled, and a new order will be created if you wish to edit other information.

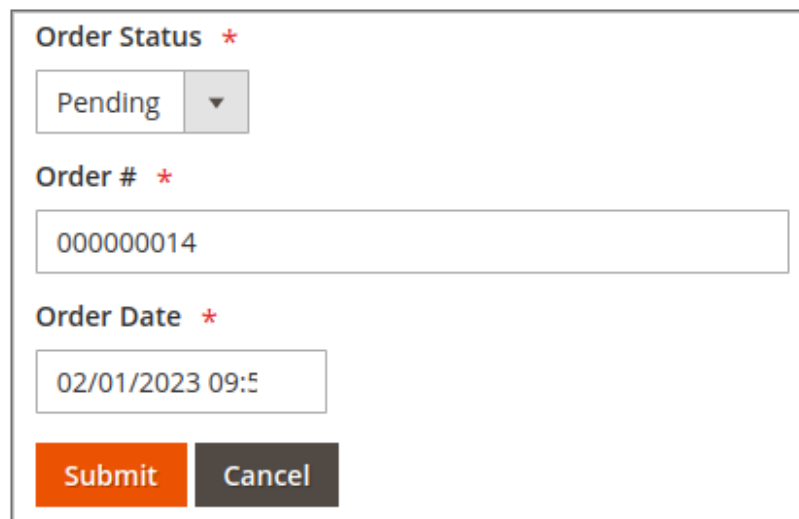
With the help of Magecurious Edit Order, editing is now simpler than ever. By clicking "Edit Part" administrators can make changes to data directly on the order view page without having to click another link. Admins can edit other information only when an order is pending.

### ➤ In the backend Order Editor

#### ◆ Edit Order Information Part

From the Admin Panel, go to **Sales -> Orders -> View Order -> Edit Order**, choose the Edit Order Information Part, and click on "Edit Part."

Order # 000000014 (The order confirmation email is not sent) [Edit Part](#)



<b>Order Status *</b>
Pending ▼
<b>Order # *</b>
000000014
<b>Order Date *</b>
02/01/2023 09:5
<input type="button" value="Submit"/> <input type="button" value="Cancel"/>

Now you can **change** the **order date** and **order number** from the order information part. You can also change the **order status** in the same state.

## ◆ Edit Customer Information Part

From the Admin Panel, go to **Sales -> Orders -> View Order -> Edit Order**, choose the Account Information Part, and click on "**Edit Part.**"

### Account Information [Edit Customer](#)

#### [Edit Part](#)

✓ Order customer information has been successfully updated.

<b>First Name *</b>
<input type="text" value="Veronica"/>
<b>Last Name *</b>
<input type="text" value="Costello V"/>
<b>Email *</b>
<input type="text" value="roni_cost1@example.com"/>
<b>This click then assign to customer.</b>
<input type="checkbox"/>
<input type="submit" value="Submit"/> <input type="button" value="Cancel"/>

Now you can **change** the order **customer's first name, last name, and email** address from the **customer account information** part. If you select "**Assign this click to a customer,**" you will also **change** the customer data in the **customer profile**.

## ◆ Edit Billing Address and Shipping Address Part

From the Admin Panel, go to **Sales -> Orders -> View Order -> Edit Order**, choose the **Billing Address or Shipping address Part**, and click on **"Edit Part."**

Address Information


Billing Address [Edit](#) [Edit Part](#)

✓ The address has been successfully updated.

Name Prefix	<input type="text"/>
First Name *	<input type="text" value="Veronica"/>
Middle Name	<input type="text"/>
Last Name *	<input type="text" value="Costello V"/>
Name Suffix	<input type="text"/>
Company	<input type="text"/>
Street Address *	<input type="text" value="6146 Honey Bluff Parkway"/> <input type="text"/>
Country *	<input type="text" value="United States"/> ▼
State	<input type="text" value="Michigan"/> ▼
City *	<input type="text" value="Calders"/>
Zip/Postal Code	<input type="text" value="49628-7978"/>
Phone Number *	<input type="text" value="(555) 229-3326"/>
Fax	<input type="text"/>
VAT Number	<input type="text"/>
<input type="button" value="Submit"/>	<input type="button" value="Cancel"/>

Shipping Address [Edit](#) [Edit Part](#)

Veronica Costello  
6146 Honey Bluff Parkway  
Calder, Michigan, 49628-7978  
United States  
T: (555) 229-3326

 Order shipping method is automatically calculated based on shipping address and order items, so if you change order items or shipping address, you will need to recalculate shipping price, then go back edit Shipping & Handling Information.

Now you can change the order shipping address or billing address.

Note : Order shipping method is automatically calculated based on shipping address and order items, so if you change order items or shipping address, you will need to recalculate shipping price, then go back edit Shipping & Handling Information.

### ◆ Edit Payment Method Part

From the Admin Panel, go to Sales -> Orders -> View Order -> Edit Order, choose Payment Method Part, and click on "Edit Part".

#### Payment Information [Edit Part](#)

✓ The payment mode has been successfully updated.

- Check / Money order
- Bank Transfer Payment
- Cash On Delivery

Submit

Cancel

When you **click** on "**Edit Part**" the available **payment list appears**. If you want to **change** the **payment method mode**, **select it** and click the **submit** button; your payment method for the current order has now been successfully changed.

## ◆ Edit Shipping & Handling Information Part

From the Admin Panel, go to **Sales -> Orders -> View Order -> Edit Order**, choose **Shipping & Handling Information** Part, and click on "Edit Part".

### Shipping & Handling Information [Edit Part](#)



The Shipping & Handling Information has been successfully updated.

#### Free Shipping

Free - **\$0.00**

#### Flat Rate

Fixed - **\$10.50**

#### Best Way

Table Rate - **\$15.00**

**Submit**

**Cancel**

When you **click** on "Edit Part" the **available shipping method list appears**. If you want to **change** the **shipping method**, **select it** and **click** the **submit button**; your shipping method for the current order has now been successfully changed.

## ◆ Edit Order Items Part

From the Admin Panel, go to **Sales -> Orders -> View Order -> EditOrder**, choose **Items Ordered Part**, and click on "Edit Part."

Items Ordered Add Products

Product	Price	Qty	Subtotal	Discount	Row Subtotal	Action
Erika Running Short SKU: WSH12-28-Green	\$45.00 <input type="checkbox"/> Custom Price*	<input type="text" value="2"/>	\$90.00	\$0.00 <input checked="" type="checkbox"/> Apply	\$90.00	Please select <span>▼</span>
<input type="button" value="Configure"/>						
Total 1 product(s)		Subtotal:	\$90.00	\$0.00	\$90.00	

\* - Enter custom price excluding tax

Now, you have the option to **modify already-placed order items**, **place new ones**, or **remove already-placed order items**.

**If you want to add new order items**, click on "Add Product".

After clicking "Add Selected Product(s) to Order," the order items are selected for your order.

After clicking "Add Product," a product list appears;

Now select the product from the list, and then click on "Add Selected Product(s) to Order".

Please select products

Add Selected Product(s) to Order

Search [Reset Filter](#) 2040 records found 20 per page 1 of 102

ID	Product	SKU	Price	Select	Quantity
			From To	Any	
2040	Erika Running Short <a href="#">Configure</a>	WSH12	\$45.00	<input type="checkbox"/>	
2039	Erika Running Short-32-Red	WSH12-32-Red	\$45.00	<input checked="" type="checkbox"/>	1

Now click on "Update Items and Quantities".

Now **press** the "Submit" button to **update the order items into the current order**. Please check attached screenshot.

Product	Price	Qty	Subtotal	Discount	Row Subtotal	Action
Erika Running Short SKU: WSH12-28-Green	\$45.00 <input type="checkbox"/> Custom Price*	2	\$90.00	\$0.00 <input checked="" type="checkbox"/> Apply	\$90.00	Please select
<a href="#">Configure</a>						
Erika Running Short-32-Red SKU: WSH12-32-Red	\$45.00 <input type="checkbox"/> Custom Price*	1	\$45.00	\$0.00 <input checked="" type="checkbox"/> Apply	\$45.00	Please select
<b>Total 2 product(s)</b>	<b>Subtotal:</b>		<b>\$135.00</b>	<b>\$0.00</b>	<b>\$135.00</b>	

\* - Enter custom price excluding tax

Added new item for order

Update Items and Quantities

Submit Cancel

Note : Order shipping method is automatically calculated based on shipping address and order items, so if you change order items or shipping address, you will need to recalculate shipping price, then go back edit Shipping & Handling Information.

## ➤ In the Frontend Order Editor

When you change order information from admin, all order changes are reflected on the current user's order.

Items Ordered				
Product Name	SKU	Price	Qty	Subtotal
Erika Running Short Size 28 Color Green	WSH12-28-Green	\$45.00	Ordered: 2	\$90.00
Erika Running Short-32-Red	WSH12-32-Red	\$45.00	Ordered: 1	\$45.00
<b>New items added to the order will appear in the current order on the front end.</b>			Subtotal	\$135.00
			Shipping & Handling	\$0.00
			Tax	\$11.14
			<b>Grand Total</b>	<b>\$146.14</b>



**Still Have any Doubt's ?**

**No Worries Just Contact Us Using Our Email / Phone**

**Phone : +91 8980534268 , +91 8160580207**

**Email : [support@magecurious.com](mailto:support@magecurious.com)**

**Thank You !!!**