

↳ How to Install Extension

Once you placed the order you will receive link to download extension package in your email box.

You can also download extension package from your MyAccount > My Downloadable Products Section.

Step 1

Extract downloaded extension package in your magento root folder using FTP (File Transfer Protocol) Tools. For verification of root folder you can see some folders inside magento root folder like app, bin, lib, phpserver and vendor etc.

Step 2

Next Need to run some magento commands to install extension in your system, so connect with your server via SSH and go to magento root folder (e.g : `cd /var/www/html/magento243`) and run below commands one by one.

- `php bin/magento setup:upgrade`
- `php bin/magento setup:static-content:deploy-f`
- `php bin/magento indexer:reindex`
- `php bin/magento cache:clean`
- `php bin/magento cache:flush`
- `chmod-R 777 var/ pub/ generated/`

Step 3

if your all commands run successfully than login to your system Admin Panel and goto Store > Configuration, if you will see new Tab in left side bar with MageCurious Logo it means extension installed successfully.

Hey !! You Installed Extension Successfully Now it's time to Configure Extension.

↳ How to Configure Extension

Step 1

To Configure Extension go to **Stores -> Settings -> Configuration -> Sales -> Delivery Methods Tab -> Shiprocket**

Shiprocket

Enabled <small>[website]</small>	Yes	Enable the shiprocket shipping method from here.
Title <small>[store view]</small>	Shiprocket	From here, enter the title
Method Name <small>[store view]</small>	Shiprocket	set Method Name from here
Price <small>[website]</small>	15.00	set price from here
Calculate Handling Fee <small>[website]</small>	Fixed	Set Handling Fee from here
Handling Fee <small>[website]</small>	5	
Sort Order <small>[website]</small>	0	Set sort order from here
Ship to Applicable Countries <small>[website]</small>	All Allowed Countries	set up Applicable Countries from here
Ship to Specific Countries <small>[website]</small>	<ul style="list-style-type: none">BangladeshBarbadosBelarusBelgiumBelizeBeninBermudaBhutanBoliviaBosnia & HerzegovinaBotswana	
Displayed Error Message <small>[store view]</small>	This shipping method is not available right now.	Set up and customize Displayed Error Message from here

Step 2

In Shiprocket Configuration:

Enabled : select Yes so that Shiprocket shipping appears in the Shipping section at your customer's checkout page.

Title : Write down title for your shipping method

Method Name : Write down Method Name for your shipping method

Price : Set price for your shipping method

Calculate Handling Fee : Set Handling Fee type Fixed/Percent.

Handling Fee : You can enter the amount to pay for the Handling Fee.

Sort Order : It's the order in which the Shiprocket appears relative to other shipping methods on the checkout page.

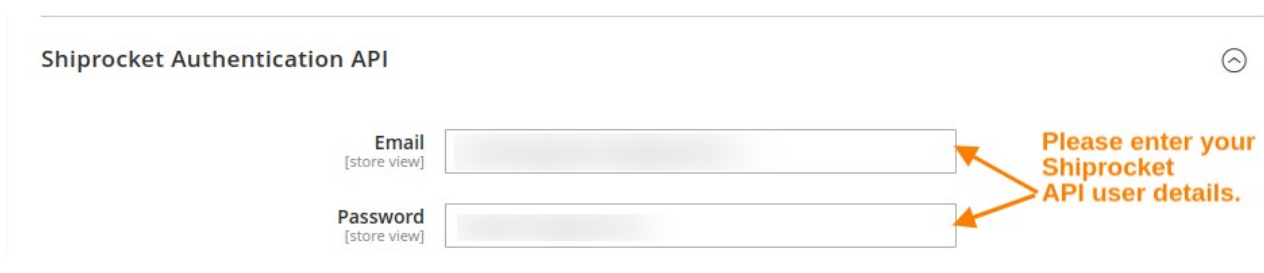
Ship to Applicable Countries : Customers from any country in the store configuration can use Shiprocket.

Ship to Specific Countries : Only customers from the countries you choose can use Shiprocket.

Displayed Error Message : If the customer chooses Shiprocket when this method is unavailable, this message will prompt the customer to choose another shipping method in Magento 2.

Step 3

In Shiprocket Configuration:



The screenshot shows a configuration form titled "Shiprocket Authentication API" with a close button in the top right corner. Below the title, there are two input fields: "Email [store view]" and "Password [store view]". To the right of these fields, there is an orange callout box with the text "Please enter your Shiprocket API user details." and two orange arrows pointing to the Email and Password input fields.



Note : Log in to Shiprocket now, and click on the link below to create your API user details.


[Shiprocket Authentication API](#)

Email: Please write down the Shiprocket Authentication API email.

Password: Please write down the Shiprocket Authentication API password.

Step 4

In Pickup Location Configuration:

Pickup Location Here you can write down the details of your pickup location. 

Pickup Location <small>[store view]</small>	<input type="text" value="Magecurius_504824_394562"/>
Pickup Name <small>[store view]</small>	<input type="text" value="Test"/>
Pickup Email <small>[store view]</small>	<input type="text" value="test@gmail.com"/>
Pickup Phone <small>[store view]</small>	<input type="text" value="8140216025"/>
Pickup Address <small>[store view]</small>	<input type="text" value="710,711 Gopal palace"/>
Pickup Address2 <small>[store view]</small>	<input type="text" value="shivranjani"/>
Pickup City <small>[store view]</small>	<input type="text" value="Ahmedabad"/>
Pickup State <small>[store view]</small>	<input type="text" value="Gujrat"/>
Pickup Country <small>[store view]</small>	<input type="text" value="India"/>
Pickup Pincode <small>[store view]</small>	<input type="text" value="380051"/>

Generate Pickup Location

Pickup Location : Fill in your unique pickup location code here.

Pickup Name : Fill in your pickup location name here.

Pickup Email : Fill in your pickup location email address here.

Phone : Fill in your pickup location phone number here.

Address : Fill in your pickup location address here.

Address2 : Fill in your pickup location another address line here.

City : Fill in your pickup location city here.

State : Fill in your pickup location state here

Country : Fill in your pickup location country here.

Pincode : Fill in your pickup location Pincode here.

Generate Pickup Location : Click this button to generate the unique pickup location code.

Note : In order to generate a unique pickup location code, please save the pickup location configuration after clicking "Generate Pickup Location."

Step 5

In Catalog Products :

Go to **Catalog > Products** and add or edit a product. Please enter the selected product's **weight**, **measurement**, **length**, **width**, and **height** for the **shiprocket shipping method**.

Wayfarer Messenger Bag

Search 1 admin

Scope: All Store Views ? ← Back Add Attribute Save

Enable Product Yes

Attribute Set: Bag

Product Name * Wayfarer Messenger Bag

SKU * 24-MB05

\$ 1.00

[Advanced Pricing](#)

Tax Class: Taxable Goods

Quantity: 80

[Advanced Inventory](#)

Stock Status: In Stock

Weight: 0.1 lbs This item has weight



Shippoctet

Measurement * inch

Length * 0.6
For calculating shipping rates, Shippoctet is used

Width * 0.6
For calculating shipping rates, Shippoctet is used

Height * 0.6
For calculating shipping rates, Shippoctet is used

↳ Extension Features

By using the Magecurious Shiprocket Extension, Shiprocket shipping appears in the Shipping section of your customer's checkout page. This extension allows admins to sync orders into Shiprocket, cancel shipments, and track orders from the Magento admin panel. On the frontend, users can track their orders as well.

➤ In the Frontend Shiprocket

Go to your frontend website site and create a new user so you can log into your website, or if you've already exited your customer account, login directly to your website. Now add the product to your shopping cart and go to the checkout page and use the shiprocket shipping method.

Note : This shiprocket shipping option is also available to non-logged users.

Customer Login

Registered Customers

If you have an account, sign in with your email address.

Email *

Password *

Show Password

[Sign In](#)

[Forgot Your Password?](#)

New Customers

Creating an account has many benefits: check out faster, keep more than one address, track orders and more.

[Create an Account](#)

[Home](#) > [Wayfarer Messenger Bag](#)



Wayfarer Messenger Bag

★★★★☆ 3 Reviews [Add Your Review](#)

\$1.00

IN STOCK
SKU#: 24-MB05

Qty

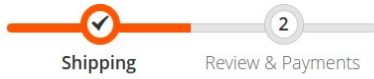
1

[Add to Cart](#)

[ADD TO WISH LIST](#)

[ADD TO COMPARE](#)

Shippo courier services list and shipping method will be displayed on the checkout page based on the distance between pickup and delivery zip codes.



Shipping Address

Test User ✓
45, Ahmedabad, Gujarat
Ahmedabad, Gujarat 380010
India
8140216025

Test User
Test
usee
Delaware, Delaware 380012
United States
45454544

Test User
Str
Alabama, Alabama 787878
United States
123456789

Order Summary

1 Item in Cart

Ship Here

Ship Here

Test User
45, Ahmedabad, Gujarat
Ahmadabad, Gujarat 380010
India
8140216025

Ship Here

+ New Address

Shippo Courier Service List

Shadowfax Surface +32.55 till Jan 14, 2023

Shipping Methods

\$0.00 Free Free Shipping

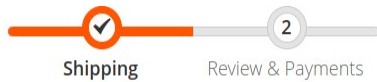
\$5.25 Fixed Flat Rate

\$32.55 Shippo Shippo

Here you can find the courier services available between the pickup and delivery zip codes.

Next

When courier services between the pickup and delivery zip codes are not available, the shiprocket shipping method does not display on the checkout page. In addition, the user will see some notice messages.



Shipping Address

Test User
45, Ahmedabad, Gujarat
Ahmedabad, Gujarat 380010
India
8140216025

Ship Here

Test User
Test
usee
Delaware, Delaware 380012
United States
45454544

Ship Here

Test User
Str
Alabama, Alabama 787878
United States
123456789



Order Summary

1 Item in Cart

Test User
45, Ahmedabad, Gujarat
Ahmadabad, Gujarat 380010
India
8140216025

Ship Here

+ New Address

When there are no courier services available between the pickup and delivery zip codes.

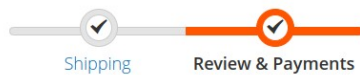
Shiprocket Courier Service List

⚠️ There is no shipping method available for your zip code with Shiprocket.

Shipping Methods

- \$0.00 Free Free Shipping
- \$5.25 Fixed Flat Rate
- \$15.00 Table Rate Best Way

Please place your order using the "**Place Order**" button after selecting one of the Shiprocket courier services and shipping method (Shiprocket).



Payment Method

Check / Money order

Bank Transfer Payment

My billing and shipping address are the same

Test User
45, Ahmedabad, Gujarat
Ahmedabad, Gujarat 380010
India
8140216025

Place Order

Cash On Delivery

[Apply Discount Code](#) ▾

Order Summary

Cart Subtotal	\$1.00
Shipping Shiprocket - Shiprocket	\$32.55

Order Total **\$33.55**

1 Item in Cart ▾

Ship To:

Test User
45, Ahmedabad, Gujarat
Ahmedabad, Gujarat 380010
India
8140216025

Shipping Method:

Shiprocket - Shiprocket

Once the order has been placed, go to the backend and log in.

➤ In the backend Shiprocket

◆ Create new orders in your Shiprocket account

From the Admin Panel, go to **Sales -> Orders -> View Order**, choose the When you click on "Order Sync," it creates new orders in your Shiprocket account.

#000000052 When you click on "Order Sync," it creates new orders in your Shiprocket account. admin

← Back
Login as Customer
Send Email
Credit Memo
Hold
Reorder
Order Sync
Shiprocket Cancel Shipment

ORDER VIEW

Information

Invoices

Credit Memos

Shipments

Comments History

Order & Account Information

Order # 000000052 (The order confirmation email was sent)

Order Date	Jan 9, 2023, 7:50:17 AM
Order Status	Processing
Purchased From	Main Website Main Website Store Default Store View
Placed from IP	127.0.0.1

Account Information [Edit Customer](#)

Customer Name	Test User
Email	
Customer Group	General

Address Information

<p>Billing Address Edit</p> <p>Test User 45, Ahmedabad, Gujarat Ahmedabad, Gujarat, 380010 India T: 8140216025</p>	<p>Shipping Address Edit</p> <p>Test User 45, Ahmedabad, Gujarat Ahmedabad, Gujarat, 380010 India T: 8140216025</p>
---	--

Payment & Shipping Method

<p>Payment Information</p> <p>Bank Transfer Payment The order was placed using USD.</p>	<p>Shipping & Handling Information</p> <p>Shiprocket - Shiprocket \$95.55</p>
--	--

Items Ordered

Product	Item Status	Original Price	Price	Qty	Subtotal	Tax Amount	Tax Percent	Discount Amount	Row Total
Wayfarer Messenger Bag <small>SKU: 24-MB05</small>	Shipped	\$45.00	\$45.00	Ordered 1	\$45.00	\$0.00	0%	\$0.00	\$45.00

Order Total

Notes for this Order	Order Totals												
<p>Status: Processing</p> <p>Comment: <input type="text"/></p> <p><input type="checkbox"/> Notify Customer by Email</p> <p><input type="checkbox"/> Visible on Storefront</p> <p>Submit Comment</p>	<table style="width: 100%; border-collapse: collapse;"> <tr> <td style="width: 80%;">Subtotal</td> <td style="text-align: right;">\$45.00</td> </tr> <tr> <td>Shipping & Handling</td> <td style="text-align: right;">\$95.55</td> </tr> <tr> <td>Grand Total</td> <td style="text-align: right;">\$140.55</td> </tr> <tr> <td>Total Paid</td> <td style="text-align: right;">\$140.55</td> </tr> <tr> <td>Total Refunded</td> <td style="text-align: right;">\$0.00</td> </tr> <tr> <td>Total Due</td> <td style="text-align: right;">\$0.00</td> </tr> </table>	Subtotal	\$45.00	Shipping & Handling	\$95.55	Grand Total	\$140.55	Total Paid	\$140.55	Total Refunded	\$0.00	Total Due	\$0.00
Subtotal	\$45.00												
Shipping & Handling	\$95.55												
Grand Total	\$140.55												
Total Paid	\$140.55												
Total Refunded	\$0.00												
Total Due	\$0.00												

Jan 10, 2023 6:46:09 AM | Delivered | Customer **Not Notified**
Shiprocket has now successfully delivered orders #000000052.

Jan 9, 2023 7:51:06 AM | Processing | Customer **Notified**
Notified customer about invoice #10.

When you click on "Order Sync," it creates new orders in your Shiprocket account. In addition, **orders invoices and shipments will be generated** in Magento and **notified to customers**.

#000000056 When you click on order sync, it is added to the shiprocket. Search 1 admin

[← Back](#) [Login as Customer](#) [Send Email](#) [Credit Memo](#) [Reorder](#) [Order Sync](#) [Shiprocket Cancel Shipment](#)

✓ Your order has been accepted successfully, in shiprocket and the pick-up will be scheduled on 2023-01-13

ORDER VIEW

Information

Order & Account Information

Order # 000000056 (The order confirmation email was sent)

Account Information [Edit Customer](#)

Customer Name [Test User](#)

In Shiprocket, when an order sync occurs, a shipment is generated and the user and admin can track it.

◆ Orders Tracking

From the Admin Panel, go to **Sales -> Orders -> View Order**, choose the order.

Now go to the **shipment tab** and **view the shipment**.

#000000052 Search 1 admin

[← Back](#) [Login as Customer](#) [Send Email](#) [Credit Memo](#) [Hold](#) [Reorder](#) [Order Sync](#) [Shiprocket Cancel Shipment](#)

ORDER VIEW

Information

Invoices

Credit Memos

Shipments

Comments History

Search by keyword Filters Default View Columns Export

Actions 1 records found 20 per page 1 of 1

Shipment	Ship Date	Order #	Order Date	Ship-to Name	Total Quantity	Action
<input type="checkbox"/> 000000012	Jan 9, 2023 7:51:06 AM	000000052	Jan 9, 2023 7:50:17 AM	Test User	1.0000	View

#000000016 ← Back Login as Customer Print **Print Shipping Label** Send Tracking Information

Payment & Shipping Method

Payment Information

Bank Transfer Payment
The order was placed using USD.

Shipping and Tracking Information

[Track this shipment](#)
Shiprocket - Shiprocket
Total Shipping Charges: **\$32.55**

When you click on "Track this shipment" or the tracking number, you can see all the tracking details.

Carrier	Title	Number	Action
Custom Value	Shiprocket	SF86800657KR	
Custom Value	<input type="text"/>	<input type="text"/>	Add

Now track the shipment by clicking on "**Track this shipment**" or the tracking number.

◆ Print Shipping Label

From the Admin Panel, go to **Sales -> Orders -> View Order**, choose the order, Now go to the **shipment tab** and view the shipment.

When you click on "**Print Shipping Label**," you can **generate the label** and download the **generated labels in pdf format**.

#000000016 ← Back Login as Customer Print **Print Shipping Label** Send Tracking Information

Payment & Shipping Method

Payment Information

Bank Transfer Payment
The order was placed using USD.

When you click on "Print Shipping Label," you can generate the label and download the generated labels in pdf format.

Shipping and Tracking Information

[Track this shipment](#)
Shiprocket - Shiprocket
Total Shipping Charges: **\$32.55**

Carrier	Title	Number	Action
Custom Value	Shiprocket	SF86800657KR	
Custom Value	<input type="text"/>	<input type="text"/>	Add

◆ Shiprocket Cancel Shipment

From the Admin Panel, go to **Sales -> Orders -> View Order**, choose the order, If you want to cancel a shipment from Shiprocket, you can click on the **"Shiprocket Cancel Shipment"** button. With the click, the order is also cancelled.

#000000056 If you want to cancel a shipment from Shiprocket, you can click on the "Shiprocket Cancel Shipment" button. With the click, the order is also cancelled. 🔍 🔔 1 admin ▾

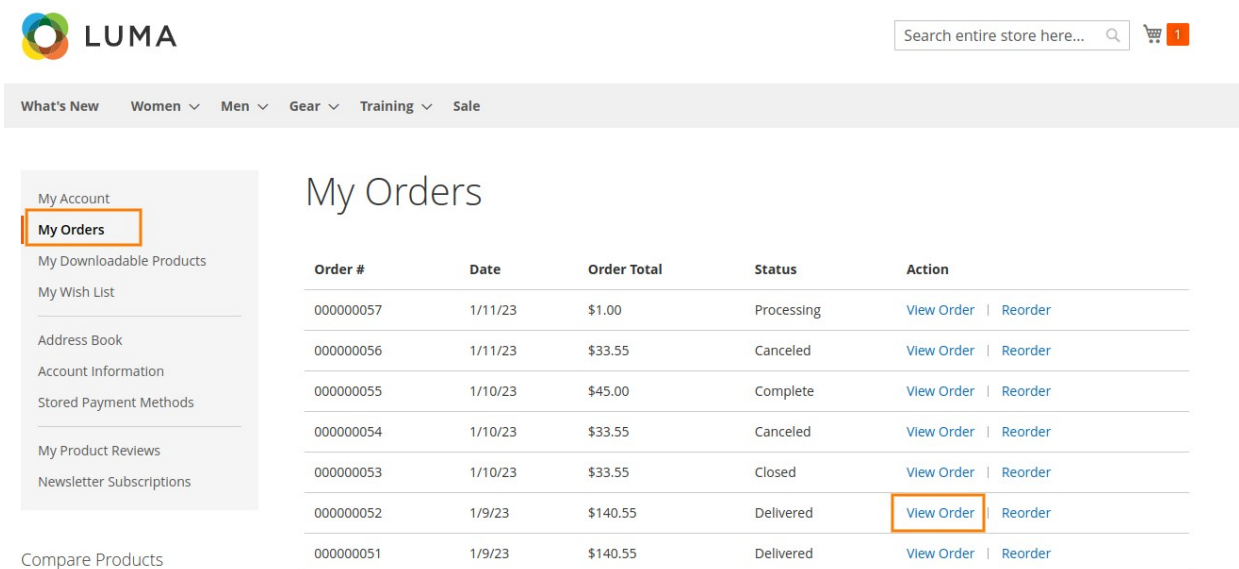
← Back Login as Customer Reorder Order Sync **Shiprocket Cancel Shipment**

✓ Shipment(s) cancellation is in progress. Please wait for some time.

ORDER VIEW Order & Account Information

➤ In the Frontend Orders Tracking for Customers

Customers can track their order if they login to your website; if they have a customer account, there is a **"My Orders"** tab available; please click on that tab to view the order. If order shipments have been generated, you will see an **"Order Shipments"** tab available when viewing orders; please click on that to access a tracking link.



LUMA Search entire store here... 🔍 🛒 1

What's New Women ▾ Men ▾ Gear ▾ Training ▾ Sale

My Account

- My Orders**
- My Downloadable Products
- My Wish List

Address Book

Account Information

Stored Payment Methods

My Product Reviews

Newsletter Subscriptions

Compare Products

My Orders

Order #	Date	Order Total	Status	Action
000000057	1/11/23	\$1.00	Processing	View Order Reorder
000000056	1/11/23	\$33.55	Canceled	View Order Reorder
000000055	1/10/23	\$45.00	Complete	View Order Reorder
000000054	1/10/23	\$33.55	Canceled	View Order Reorder
000000053	1/10/23	\$33.55	Closed	View Order Reorder
000000052	1/9/23	\$140.55	Delivered	View Order Reorder
000000051	1/9/23	\$140.55	Delivered	View Order Reorder

Now track the shipment by clicking on "Track this shipment" or the tracking number.

Order # 000000056

CANCELED

January 11, 2023

Reorder

When you click on "Track this shipment" or the tracking number, you can see all the tracking details. [Print Order](#)

Items Ordered | Invoices | Order Shipments

Track All Shipments | Print All Shipments

Shipment #000000016 [Print Shipment](#) [Track this shipment](#)

Tracking Number(s): SF86800657KR

Product Name	SKU	Qty Shipped
--------------	-----	-------------

Clicking "Track this shipment" displays the tracking information as shown.

You don't have access to take any action on the tracking page. [Click here](#) to verify yourself as a buyer.

Status: **CANCELLATION REQUESTED**

Order Details

Order ID: 000000056
Order Placed On 11th Jan 2023

Shadowfax Tracking ID: SF86800657KR

11 JAN 1:46 AM **Activity**: Order Received
Location: Ahmadabad

Based on your recent interaction with Magecurious, how likely are you to recommend Magecurious to friends & family?

0 1 2 3 4 5
6 7 8 9 10



Still Have any Doubt's ?

No Worries Just Contact Us Using Our Email / Phone

Phone : +91 8980534268 , +91 8160580207

Email : support@magecurious.com

Thank You !!!